

# YEAR7

ALL THINGS TECH

*A copy of this PowerPoint will be available on Bromcom & Google Classroom*



**My Apps** : this is where you will access everything you need



**Bromcom VLE** : this is where you will find your homework and other information such as your timetable, achievement points etc.




**Google Classroom** : this is where some teachers might post their lesson powerpoints, notices, extra work etc.



When you login to a computer at school, the My Apps page will automatically appear.  
Here is how to login from home...

1. Type into the web browser: **myapps.microsoft.com**
2. Sign in using your John Mason e-mail address and password  
*if you forget your password, ask your computer science teacher or Mr. M*



*yours will appear in English...*

*your e-mail address...*

23smithb@johnmason.school


year you started  
at JMS (20**23**)

initial of your first name  
e.g., **B**oberina

your last name  
e.g., **Smith**

Once you have signed in, you will be taken to your main dashboard page...

Here you can see all the different apps for your subjects together in one place!



We are going to focus on **Bromcom** next.

This is the teacher version, yours will look similar but the app will be called **Bromcom VLE**.





**Bromcom VLE**

website: [bromcomvle.com](http://bromcomvle.com) or sign in via your *My Apps* dashboard

**YEAR 7**  
ALL THINGS TECH

**Student Portal**

STUDENT LOGIN

School ID

Username

Password

Remember School ID and Username

[Forgotten Login Details?](#)  
[Redeem Invitation Code?](#)

Login

Single Sign-On Providers

Login with **Google Account**

You can access Bromcom either by typing **bromcomvle.com** into the web browser or by clicking on the tab in your **My Apps** dashboard

← **IGNORE THIS BIT HERE**

Click on the **Login with Google Account** button  
TIP: you might need to scroll down if you don't see it!

←

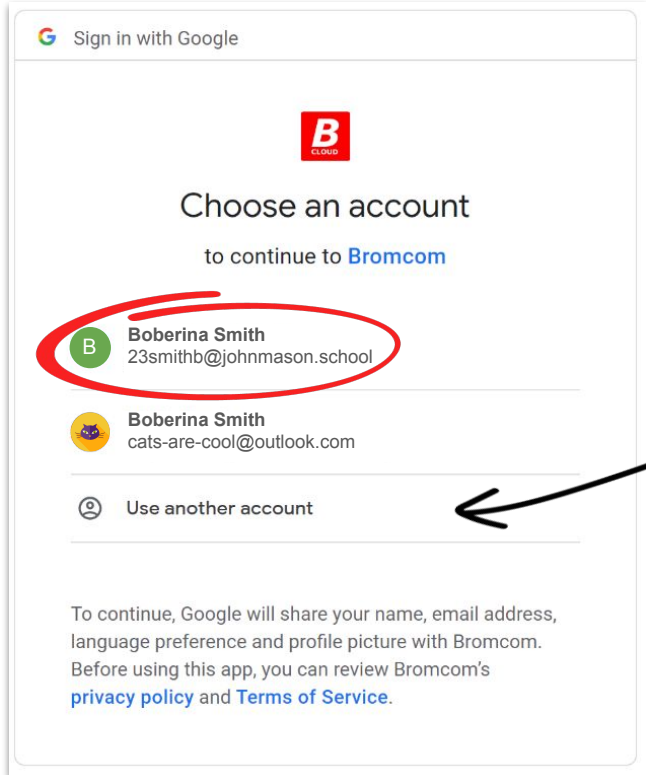


## Bromcom VLE

website: [bromcomvle.com](https://bromcomvle.com) or sign in via your My Apps dashboard

# YEAR 7

ALL THINGS TECH



...after clicking on the sign in with Google button make sure you select your school account and **NOT** your personal account.

The first time you sign in at home, you might not see your school account. If this happens, just click on '**use another account**' and sign in using your school e-mail and password.



## Bromcom VLE

website: [bromcomvle.com](http://bromcomvle.com) or sign in via your My Apps dashboard

# YEAR 7

ALL THINGS TECH

Your Bromcom page will look something like this...

Click the homework icon on the left to see your homework...



| Subject          | Teacher       |
|------------------|---------------|
| Art              | Mrs S Neyland |
| Computer Science | Mrs G Green   |
| Design           | Mrs K Wilson  |
| Drama            | Mr G Borja    |
| English          | Mr S Sims     |

Subject:   Show Past Homework  Show Hidden Homework (0) Search:

| Due Date   | Type     | Title                                       | Group  | Subject    | Teacher         | Status  | Submission Type        | View / Submit | Hide                     |
|------------|----------|---|--------|------------|-----------------|---------|------------------------|---------------|--------------------------|
| 25/09/2023 | Homework | Sparx                                       | 7Y/Ma1 | Maths      | Miss A Barnes   | Not Due | No Submission Required |               | <input type="checkbox"/> |
| 02/10/2023 | Homework | How To Access the Different School Websites | 7YT    | Key Skills | Mr M Migliaccio | Not Due | No Submission Required |               | <input type="checkbox"/> |

Click the pencil icon(s) to view the homework task(s)...





## Bromcom VLE

website: [bromcomvle.com](https://bromcomvle.com) or sign in via your My Apps dashboard

### Maths Home work

Set - September 18, 2023

Due - September 25, 2023

Status: Not Due

**Description:** Please can you complete the HW. in your small notebook.

**Submission Type:** Submit a file online

Finished your homework? Save your work and then upload it using the 'Browse' button below. You can also add a message for your teacher, which they'll receive with your submitted file.

Submit File(s):

Browse

Comment:

Enter comment

Submit

Close

| Due Date   | Type     | Title | Group  | Subject | Teacher       | Status  | Submission Type        | View / Submit | Hide                     |
|------------|----------|-------|--------|---------|---------------|---------|------------------------|---------------|--------------------------|
| 25/09/2023 | Homework | Sparx | 7Y/Ma1 | Maths   | Miss A Barnes | Not Due | No Submission Required |               | <input type="checkbox"/> |

### Submitting your homework...

This is how homework tasks appear.

Some pieces of homework your teacher will ask you to **submit online** - there will always be instructions to help you.

Once you have finished, click **submit**.

You will only see the submit button if you are asked to submit your homework online.

Press **close**, then tick **hide** so that you know which homework you have done and what is left to do.





## Bromcom VLE Student App

There is also a Bromcom student app that you can download and use for free.  
**This app is handy to have on your mobile but it is not essential.**

These slides will be available on Bromcom for you to try at home - Mr. M will set this as a homework task for you to try but don't worry this is not an official piece of homework. Your parents and guardians will also be able to view the slides.

**Next week (25th September) Mr. M will run lunchtime drop in sessions in his classroom (D2) if you need help signing into things or any other tech issues!**

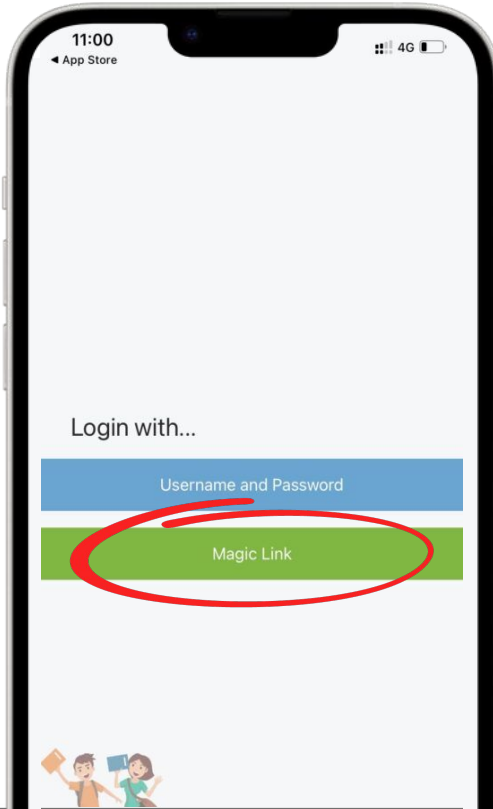


## Bromcom VLE App

*available for free on Android Google Store and Apple App Store*

# YEAR 7

ALL THINGS TECH



*The Bromcom Student App  
is available for free on Android and Apple*



**Before you begin - make sure to set up your school email account on your phone...**

Click on **Magic Link**

You will be asked to set a 5 digit pin *OR* you can use Face ID / Fingerprint recognition

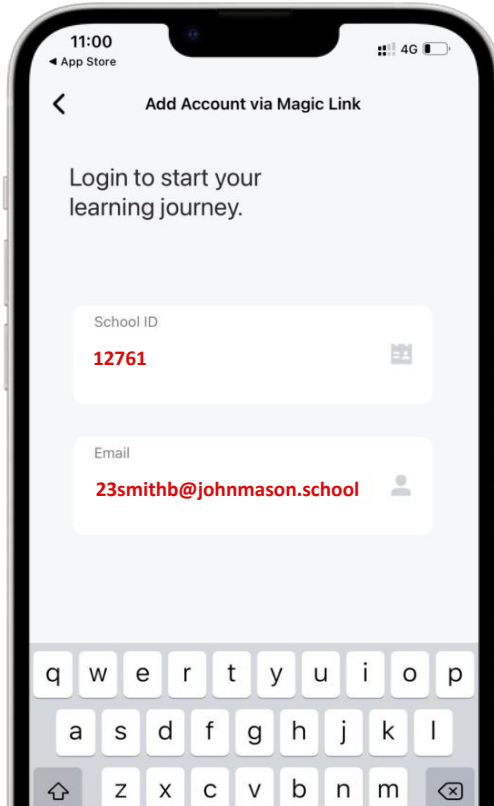


## Bromcom VLE App

*available for free on Android Google Store and Apple App Store*

# YEAR 7

ALL THINGS TECH



Enter the school ID:  
**12761**

Enter your school email:  
**23smithb@johnmason.school**



## Bromcom VLE App

*available for free on Android Google Store and Apple App Store*



### NEXT STEPS...

1. Close the Bromcom app  
*make sure you close the app completely - do not just switch between apps*
2. Go to your emails on your phone  
*make sure you are not using the Google Mail app **unless** you have a Google phone*
3. Click on the link sent to you by Bromcom - and that is everything!  
*check your junk inbox if you cannot see it*

*You will only need to follow these steps for the first time, afterwards you can sign in using your pin or Face ID*